



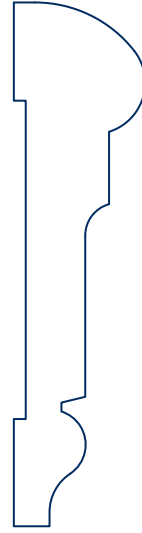
**IL 422**  
7/8 x 2 3/4




**IL 415**  
7/8 x 2 3/4




**IL 402**  
7/8 x 2 3/4



**IL 404**  
1 1/16 x 2 3/4




**IL 405**  
7/8 x 2 3/4




**IL 421**  
1 1/16 x 3



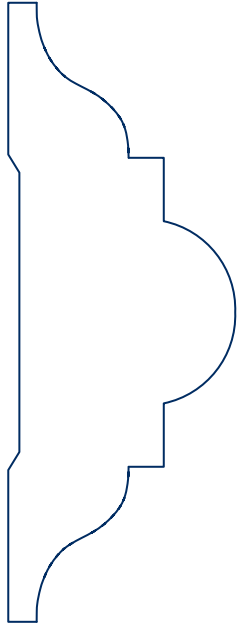
**IL 419**  
7/8 x 3




**IL 427**  
1 3/16 x 3 1/8




**IL 428**  
1 5/16 x 3 3/16



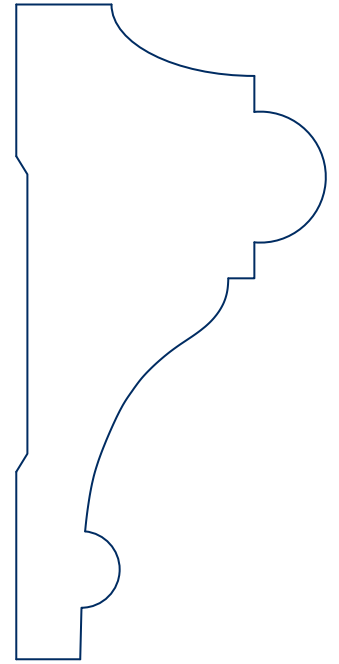
IL 429  
1 3/16 x 3 1/4



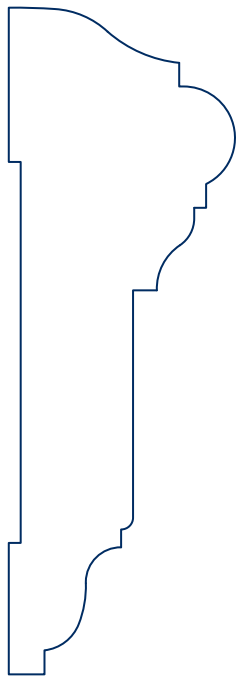
IL 417  
1 5/16 x 3 1/4




IL 411  
1 1/16 x 3 1/4




IL 430  
1 5/8 x 3 7/16




IL 418  
1 3/16 x 3 1/2



IL 432  
1 9/16 x 3 3/4



IL 433  
1 5/16 x 4



IL 410  
1 5/16 x 4

Profiles Shown 1:1

Greenwich, CT  
203.531.8050 914.939.2500

Bethel, CT  
203.748.5629

Newtown, CT  
203.364.0074

Stamford, CT  
203.348.3761

Croton Falls, NY  
914.277.3603

Shrub Oak, NY  
914.245.5050






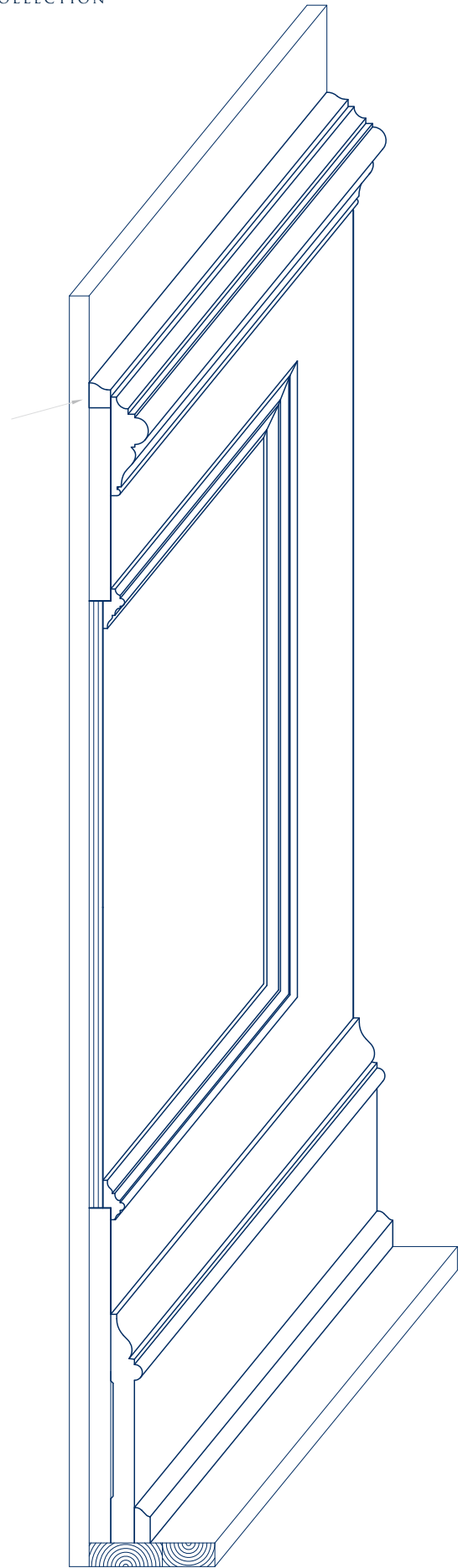
IL CRB3  
1/2 x 7/8



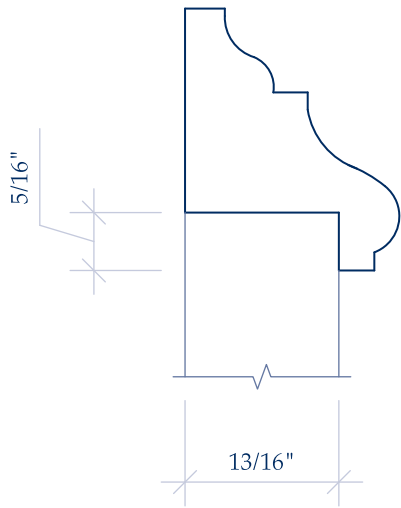
IL CRB2  
5/8 x 7/8



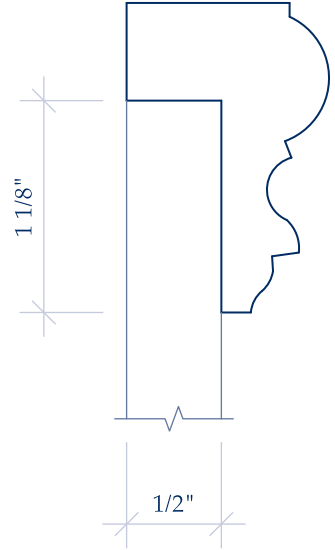
IL CRB1  
3/4 x 7/8



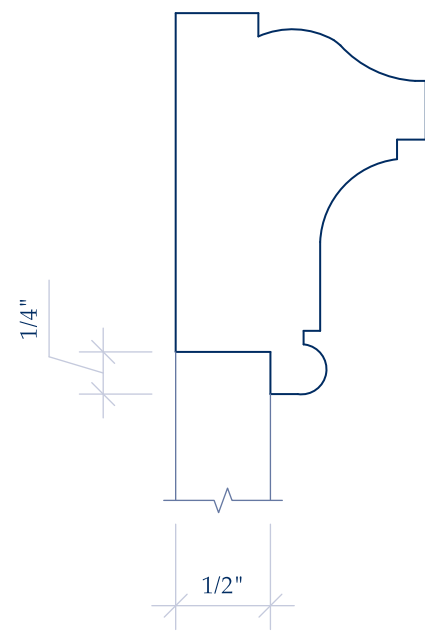
Chair Rail Build-Outs can be used as a transition when a chair rail is applied to a panel and a gap or space remains.



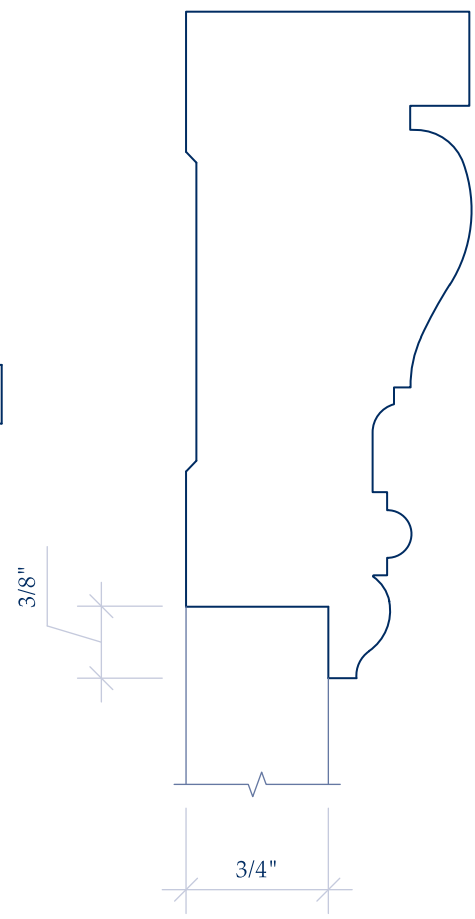
**IL 425**  
1 1/8 x 1 3/8



**IL 426**  
1 1/16 x 1 5/8




**IL 424**  
1 5/16 x 2




**IL 431**  
1 1/2 x 3 1/2

Profiles Shown 1:1

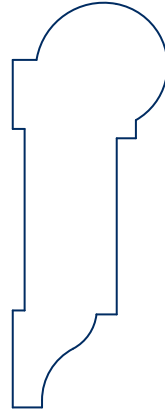




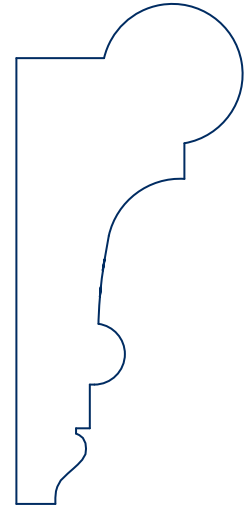
IL 811  
7/8 x 1 3/4



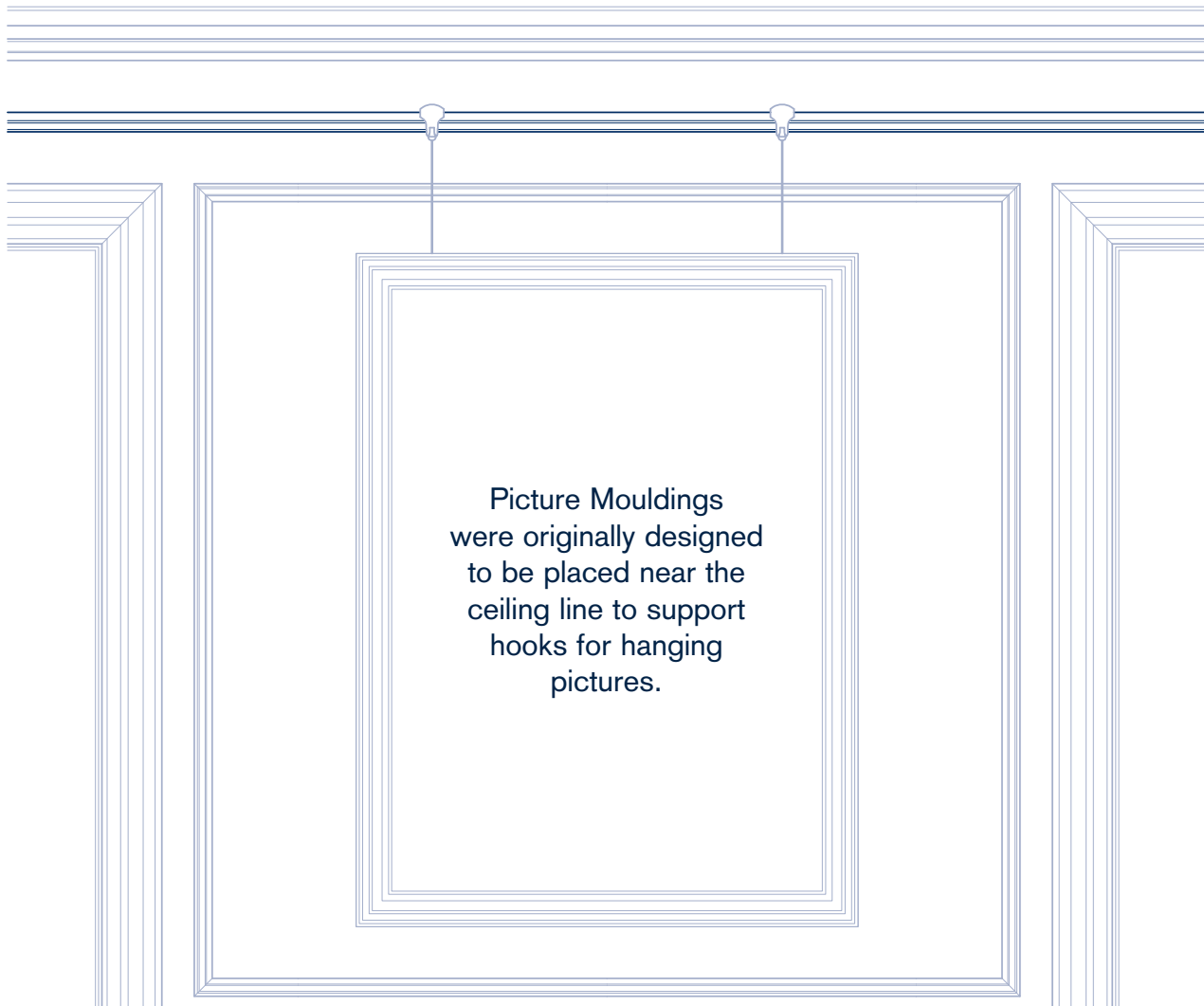
IL 813  
1 x 1 1/2



IL 810  
1 3/16 x 2 1/8



IL 814  
1 3/16 x 2 5/8



Picture Mouldings  
were originally designed  
to be placed near the  
ceiling line to support  
hooks for hanging  
pictures.